



AK601/..-3.5-V-GREEN AKZ601/..-3.81-V-GREEN

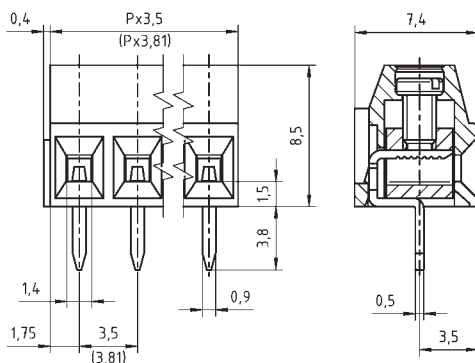
Technical Data

Wire Sizes		Insulating Material	
Solid min	0.08 mm ²	Material	PA 6.6
Solid max	1.5 mm ²	Flammability Class	UL 94 V-0
Stranded (flexible) min	0.08 mm ²	Temperatures	
Stranded (flexible) max	1.0 mm ²	Operating Temperature	-30 °C - 105 °C
Stranded with Ferrule min	0.14 mm ²	Wave Soldering Process	
Stranded with Ferrule max	0.34 mm ²	Soldering Temperature, recommended	265 °C
Dimensions		Peak Soldering Time, recommended	3 s / 10 s
Stripped Length	6.0 mm	Reflow Process	
PCB Hole Diameter	1.2 mm	Soldering Temperature, recommended	-
Materials		Peak Soldering Time, recommended	-
Clamp	Brass		
Screw	Steel		
Solder Tag	Brass		

Colours

GREEN, RAL 6018 LIGHT GREEN, similar RAL 6018

Colours according to RAL, there may be variations on colour due to production conditions. Special colours on request.







Order Data (Spacing 3.5 mm)

Poles	Width (mm)	Article Designation	Article Number	PU
2	7.40	AK601/2-3.5-V-GREEN	50601020001F	200
3	10.90	AK601/3-3.5-V-GREEN	50601030001F	200
4	14.40	AK601/4-3.5-V-GREEN	50601040001F	200
5	17.90	AK601/5-3.5-V-GREEN	50601050001F	200
6	21.40	AK601/6-3.5-V-GREEN	50601060001E	100
7	24.90	AK601/7-3.5-V-GREEN	50601070001E	100
8	28.40	AK601/8-3.5-V-GREEN	50601080001E	100
9	31.90	AK601/9-3.5-V-GREEN	50601090001E	100
...
24	84.40	AK601/24-3.5-V-GREEN	50601240001D	50

Order Data (Spacing 3.81 mm)

Poles	Width (mm)	Article Designation	Article Number	PU
2	7.71	AKZ601/2-3.81-V-GREEN	50601020021F	200
3	11.52	AKZ601/3-3.81-V-GREEN	50601030021F	200
4	15.33	AKZ601/4-3.81-V-GREEN	50601040021F	200
5	19.14	AKZ601/5-3.81-V-GREEN	50601050021F	200
6	22.95	AKZ601/6-3.81-V-GREEN	50601060021E	100
7	26.76	AKZ601/7-3.81-V-GREEN	50601070021E	100
8	30.57	AKZ601/8-3.81-V-GREEN	50601080021E	100
9	34.38	AKZ601/9-3.81-V-GREEN	50601090021E	100
...
24	91.53	AKZ601/24-3.81-V-GREEN	50601240021D	50

Accessories

Figure	Designation	Article Number
	Bridge, 2-pole, insulated, BR/2-7.0/7.62-L7.5-LIGHT GREY	50000000018
	Bridge, 2-pole, angled, BR/2-3.5/3.81-H-L7.5	50000000029
	Bridge, 2-pole, BR/2-3.5/3.81-L7.5	50000000015
	Bridge, 3-pole, BR/3-3.5/3.81-L7.5	50000000016

See pages 282 ff for detail and general accessories and see pages 12/13 concerning services.

Ratings

Usegroup	c ALUS		VDE	
	B	C	D	
Rated Voltage	150 V	-	-	130 V
Rated Current	10 A	-	-	10 A
Rated Wire Size				min max
	solid	AWG 28-16	-	0.2 mm ² 1.0 mm ²
	stranded	AWG 28-16	-	0.2 mm ² 1.0 mm ²
Torque	0.20 Nm	-	-	0.20 Nm
Screw Size	M2	-	-	M2
Test Voltage	1.3 kV	-	-	1.25 kV