

Series 3010/2F

- Switching test probe for the cable harness test
- Plug-in system
- Switching test probe „Opener“ type
- Soldering temperature max 300°C

Mechanical Data

Center	4.00 mm / 160 mil
Full Travel	5.00 mm
Working Travel	4.00 mm
Switching Travel	1.70 mm
Pre-Loaded Spring Force	0.40 N
Spring Force at Working Travel	2.30 N
Spring Force at Switching Travel	1.00 N

Electrical Data

Receptacle / Plunger

Max. Current Rating	5.0 A
Typical Continuity Resistance	≤ 15 mOhm

Pin / Plunger

Max. Current Rating	1.0 A
Typical Continuity Resistance	≤ 50 mOhm
Typical Insulating Voltage	1000 V

Materials

Barrel	Brass, gold plated
Spring	Spring Steel, gold plated
Plunger	Steel
Receptacle	Brass, gold plated

Recommended Diameter of Drill

HP 2361.1 (Trolitax)	3.00 mm
HGW 2372 (Glass filled Material)	3.01 mm

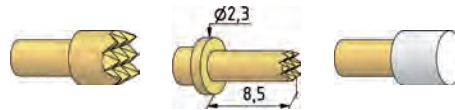
Connector Pin X / mm	Connector Pin Length Y / mm
0.5	6.0
1.0	2.5
1.0	4.0

How to Order

3010/ 2 F - C - 2.3 N - Au - 2.3/ 1.0x 4.0

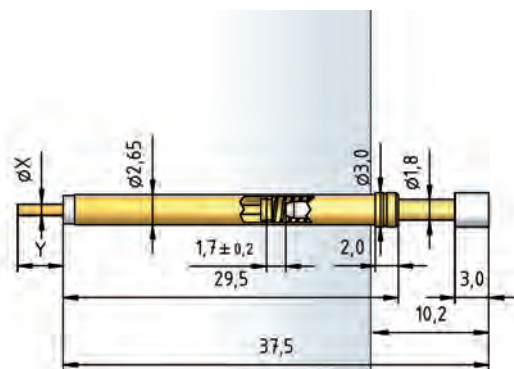
1. Series 2. Collar Height 3. Type Opener 4. Tip Style 5. Spring Force 6. Tip Plating 7. Tip Diameter 8. Connector Pin Diameter 9. Connector Pin Length

Tip Style · Diameter · Plating

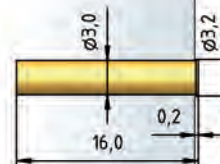


C	CL1	F1
2.30 Au	1.00 Au	3.00 HTK
		4.00 HTK
		5.00 HTK

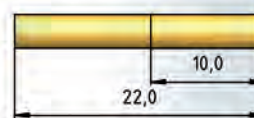
3010/2F



H 3010-16



H 3010-22



H 3010/S-23/4

