



## AK950/..F-5.0-GREEN-HC

## AKZ950/..F-5.08-GREEN-HC

### Technical Data

Wire Sizes		Insulating Material	
Solid min	0.2 mm <sup>2</sup>	Material	PA 6.6
Solid max	4.0 mm <sup>2</sup>	Flammability Class	UL 94 V-0
Stranded (flexible) min		<b>Temperatures</b>	
Stranded (flexible) min	0.2 mm <sup>2</sup>	Operating Temperature	-30 °C - 105 °C
Stranded (flexible) max	2.5 mm <sup>2</sup>	<b>Wave Soldering Process</b>	
Stranded with Ferrule min	0.25 mm <sup>2</sup>	Soldering Temperature, recommended	-
Stranded with Ferrule max	2.5 mm <sup>2</sup>	Peak Soldering Time, recommended	-
<b>Dimensions</b>		<b>Reflow Process</b>	
Stripped Length	6.0 mm	Soldering Temperature, recommended	-
PCB Hole Diameter	-	Peak Soldering Time, recommended	-
<b>Materials</b>			
Clamp	Brass		
Screw	Steel		
Screw, Flange	Steel		
Contact Spring	Copper Alloy		

### Colours

 GREEN, RAL 6018  LIGHT GREEN, similar RAL 6018

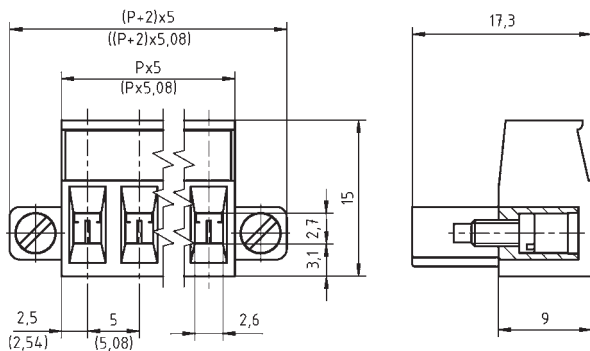
Colours according to RAL, there may be variations on colour due to production conditions. Special colours on request.

### Counterparts (Spacing 5.0 mm)

Pin Strip  
STL950

### Counterparts (Spacing 5.08 mm)

Pin Strip  
STLZ950









### Order Data (Spacing 5.0 mm)

Poles	Width (mm)	Article Designation	Article Number	PU
2	20.00	AK950/2F-5.0-GREEN-HC	50950022009F	200
3	25.00	AK950/3F-5.0-GREEN-HC	50950032009F	200
4	30.00	AK950/4F-5.0-GREEN-HC	50950042009F	200
5	35.00	AK950/5F-5.0-GREEN-HC	50950052009E	100
6	40.00	AK950/6F-5.0-GREEN-HC	50950062009E	100
7	45.00	AK950/7F-5.0-GREEN-HC	50950072009E	100
8	50.00	AK950/8F-5.0-GREEN-HC	50950082009D	50
9	55.00	AK950/9F-5.0-GREEN-HC	50950092009D	50
...	...	...	...	...
12	70.00	AK950/12F-5.0-GREEN-HC	50950122009D	50

### Order Data (Spacing 5.08 mm)

Poles	Width (mm)	Article Designation	Article Number	PU
2	20.32	AKZ950/2F-5.08-GREEN-HC	50950022029F	200
3	25.40	AKZ950/3F-5.08-GREEN-HC	50950032029F	200
4	30.48	AKZ950/4F-5.08-GREEN-HC	50950042029F	200
5	35.56	AKZ950/5F-5.08-GREEN-HC	50950052029E	100
6	40.64	AKZ950/6F-5.08-GREEN-HC	50950062029E	100
7	45.72	AKZ950/7F-5.08-GREEN-HC	50950072029E	100
8	50.80	AKZ950/8F-5.08-GREEN-HC	50950082029D	50
9	55.88	AKZ950/9F-5.08-GREEN-HC	50950092029D	50
...	...	...	...	...
12	71.12	AKZ950/12F-5.08-GREEN-HC	50950122029D	50

### Accessories

Figure	Designation	Article Number
	Bridge, 2-pole, insulated, BR/2-5.0/5.08-LIGHT GREY	50000000006
	Bridge, 3-pole, insulated, BR/3-5.0/5.08-LIGHT GREY	50000000007
	Bridge, 2-pole, BR/2-5.0/5.08-L7.0	50000000008
	Coding Star CS1-5.0/5.08-RED	50000000021
	Series AK(Z)950 with separating element	on request
	Series AK(Z)950 with pull relief	on request

See pages 282 ff for detail and general accessories and see pages 12/13 concerning services.

### Ratings

Usegroup	c RALUS			VDE		
	B	C	D			
Rated Voltage	300 V	150 V	300 V	250 V		
Rated Current	16 A	16 A	10 A	16 A		
Overvoltage Category				III		
Rated Wire Size				min	max	
	solid	AWG 22-12	AWG 22-12	AWG 22-12	0.5 mm <sup>2</sup> (5 A)	2.5 mm <sup>2</sup> (16 A)
	stranded	AWG 22-12	AWG 22-12	AWG 22-12	0.5 mm <sup>2</sup> (5 A)	2.5 mm <sup>2</sup> (16 A)
Torque	0.50 Nm		0.50 Nm	0.50 Nm		
Screw Size	M3		M3	M3		
Test Voltage	1.6 kV		1.3 kV	1.6 kV		
Pollution Degree	3					